

Hotel rates in Europe

How rates compare to 2019

February 2023

For further information,
contact Mike Eggleton,
Research & Innovation

Note: Any outlook presented in this report reflects the views of third parties, such as Oxford Economics.

Notes

About this analysis

- Using data sourced from STR, movements in hotel average daily rates (ADRs) since 2019 have been calculated for 26 European countries, including Turkey.
- For each month in 2022, ADR inflation has been calculated against the rate prevailing in the same month in 2019.
- The calculations have been based on ADRs in local currency, with the exception of Turkey, where euro-based rates have been used.
- Croatia adopted the euro in January 2023. Historic rates, originally priced in Croatian kuna, have been converted to euros for continuity purposes.

Hotel average daily rates (ADR) by region

Austria



Belgium



Bulgaria



Croatia €



Czech Republic



Denmark



Hotel average daily rates (ADR) by region

Estonia



Finland



France



Germany



Greece



Hotel average daily rates (ADR) by region

Hungary



Ireland



Italy



Latvia

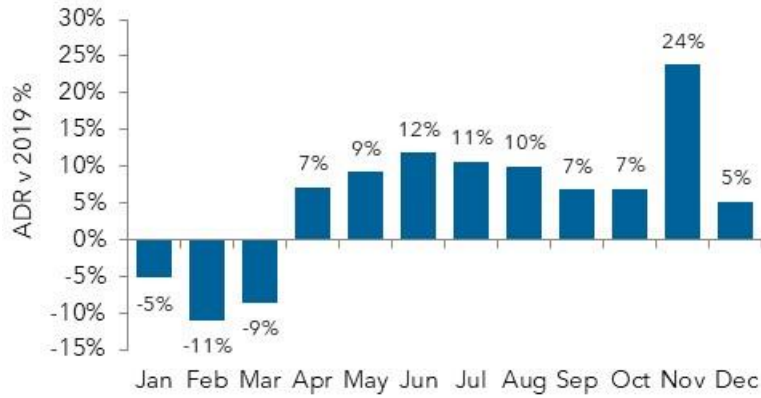


Lithuania



Hotel average daily rates (ADR) by region

Malta



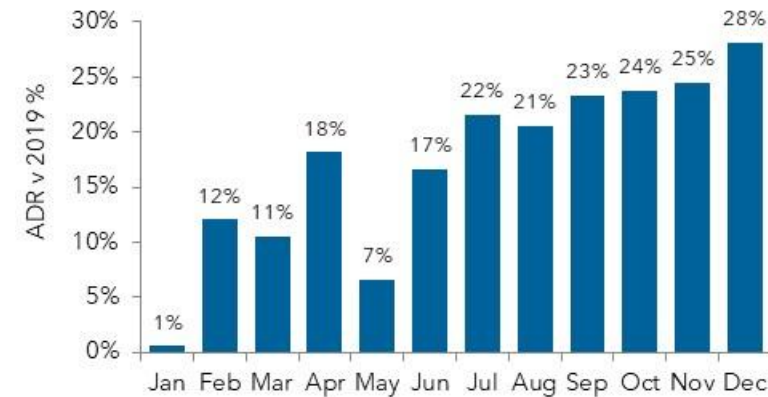
Netherlands



Poland



Portugal



Romania



Hotel average daily rates (ADR) by region

Slovakia



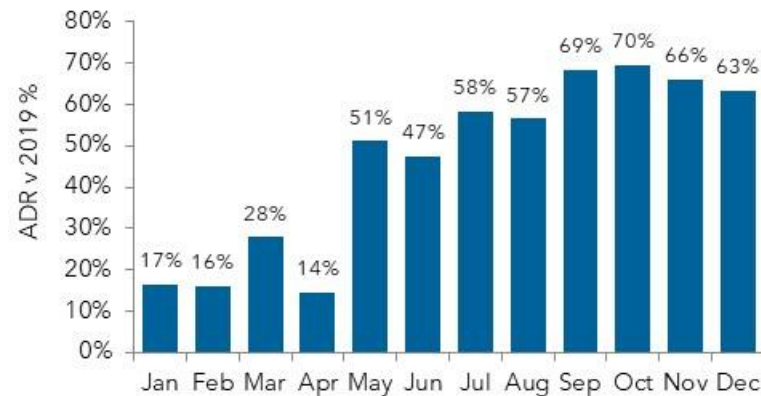
Spain



Switzerland



Turkey €



U.K.



End

Hotel rates in Europe v 2019

February 2023

For further information,
contact Mike Eggleton,
Research & Innovation

Note: Any outlook presented in this report reflects the views of third parties, such as Oxford Economics and its Tourism Economics division.